



Monthly Factsheet
February 2014



Mutual Fund investments are subject to market risks,
read all scheme related documents carefully.

High Risk (Brown)



The product is suitable for investors who are seeking:

- Returns that closely correspond to the total return of the CNX Nifty Index over long term
- Investment in Equity Securities comprising CNX Nifty Index

(*Investors should consult their financial advisers if in doubt about whether the product is suitable for them.)

Note: Risk is represented in following colours:

 (BLUE) investors understand that their principal will be at low risk	 (YELLOW) investors understand that their principal will be at medium risk	 (BROWN) investors understand that their principal will be at high risk
--	--	---

Scheme Details

NAV (28-02-2014)	: ₹ 643.9576
Date of allotment	: October 18, 2011
Net AUM	: ₹ 853 Lakhs

Ongoing Subscription / Redemption :

On Exchange - In round lot of 1 unit and multiple thereof.

Directly with Fund - In creation unit size (i.e. 5000 units) & multiple thereof.

Dematerialization: Units Available in D-mat form only.

Load Structure :

Entry Load: Nil; **Exit Load:** Nil

Plans / Options offered : Growth option only

Indicative Intraday NAV : www.iiflmf.com

Total Expense Ratio : 0.25% p.a.

Portfolio T/O Ratio # : 0.11

Tracking Error : 0.11% p.a.

Standard deviation : 14.44 % annualized

Beta# : 1

Sharpe Ratio* : 0.22 Annualized

Based on 1 Year monthly data history.

*Risk free returns based on 365-days-T-bill Yield
8.542% as on February 28,2014

NSE symbol : IIFLNIFTY

ISIN : INF579M01019

Bloomberg code : IIFLNFT IS

Reuters code : IITF.NS

Exchange Listed : NSE

About the Scheme

Objective: The investment objective of the scheme is to provide returns (before fees and expenses) that closely correspond to the total return of the CNX Nifty Index, subject to tracking errors. However, there can be no assurance or guarantee that the investment objective of the Scheme will be achieved.

Benchmark: CNX Nifty Index

Fund Manager: Mr. Manish Bandi (B.Sc. CA), aged 35 years, with 13 years of experience in the financial services industry.

Mr. Bandi has been managing the current fund since its inception.

Top 10 Holding as on February 28,2014

Name of Instrument	Industry	% to Net Assets
Infosys	Software	8.92%
ITC	Consumer Non Durables	8.73%
Reliance Industries	Petroleum Products	6.35%
HDFC	Finance	6.17%
HDFC Bank	Banks	5.98%
ICICI Bank	Banks	5.82%
TCS	Software	5.61%
L&T	Construction Project	4.36%
Tata Motors	Auto	3.62%
ONGC	Oil	2.49%
Top 10 Equity Holding		58.05%
Total Equity Holding		99.78%
Net Cash & Cash Equivalent		0.22%
Total		100%

Scheme Performance

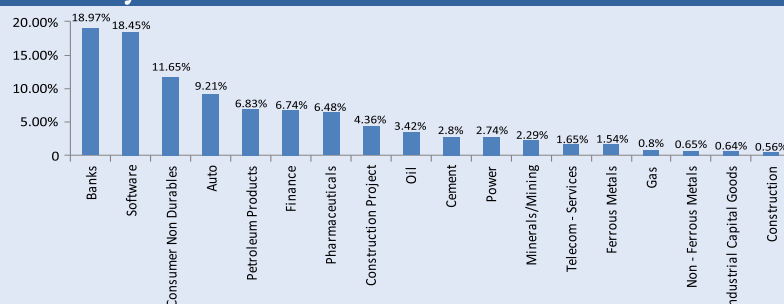
Particulars	December 31, 2012 to December 31, 2013	CAGR since inception	Current Value of Standard Investment if ₹10,000 was invested on inception date
IIFL Nifty ETF	8.11%	11.92%	12825
Benchmark*	6.76%	10.69%	12514
Additional Benchmark**	8.98%	11.19%	12701

*CNX Nifty ** BSE Sensex

As on December 31, 2013

Past performance may or may not be sustained in future.

Industry Allocations*



*Industry allocations as per AMFI classifications.

Mutual Fund investments are subject to market risks, read all scheme related documents carefully.

IIFL Dividend Opportunities Index Fund

An Open-ended Index Fund



High Risk (Brown)



The product is suitable for investors who are seeking:

- Returns that closely correspond to the total return of the CNX Dividend Opportunities Index over long term
- Investment in Equity Securities comprising CNX Dividend Opportunities Index

(*Investors should consult their financial advisers if in doubt about whether the product is suitable for them.)

Scheme Details

NAV (28-02-2014) :

Regular Plan Growth option : ₹10.3862

Regular Plan Dividend option : ₹10.3862

Direct Plan Growth option : ₹10.4611

Direct Plan Dividend option : ₹10.4611

Date of allotment

• Regular Plan : June 26, 2012

• Direct Plan : January 2, 2013

Net AUM : ₹ 2140 Lakhs

Dematerialization : D-mat option available

Load Structure :

Entry Load: Nil;

Exit Load: 1% for exit (repurchase/switch-out/SWP/STP) on or before 1 year from the date of allotment of units.

Exit Load (For SIP): 1% for exit (repurchase / switch-out / SWP/STP) on or before 1 year from the date of allotment of each instalment.

Minimum Application Amount :

₹5000 and in multiples of ₹100 thereafter.

Additional purchase: ₹1000 and in multiples of ₹100 thereafter.

Monthly SIP option: ₹1000 per month for a minimum period of six months.

Quarterly SIP option: ₹1500 per quarter for a minimum period of 4 quarters.

Plans offered : Regular plan & Direct plan.

Options offered : Growth & Dividend option.

Portfolio Turnover Ratio# : 0.65

Tracking Error : 0.39% p.a.

Total Expense Ratio :

Regular Plan : 1.70% p.a.

Direct Plan : 0.90% p.a.

Standard deviation : 16.76% Annualised

Beta# : 0.96

Sharpe Ratio* : -0.73 Annualized

Based on 1 Year monthly data history.

*Risk free returns based on 365-days-T-bill Yield 8.542% as on February 28,2014

Bloomberg code : IDVOIRG IN

About the Scheme

Objective: The investment objective of the scheme is to provide returns (before fees and expenses) that closely correspond to the total return of the CNX Dividend Opportunities Index, subject to tracking errors. However, there can be no assurance or guarantee that the investment objective of the Scheme would be achieved.

Benchmark: CNX Dividend Opportunities Index

Fund Manager: Mr. Manish Bandi (B.Sc. CA), aged 35 years with 13 years of experience in the financial services industry.

Mr. Bandi has been managing the current fund since its inception.

Top 10 Holdings as on February 28,2014

Name of Instrument	Industry	% to Net Assets
ONGC	Oil	8.15%
Bajaj Auto	Auto	7.94%
ITC Ltd.	Consumer Non Durables	7.90%
Hindustan Unilever	Consumer Non Durables	7.85%
Hero MotoCorp	Auto	7.18%
NTPC	Power	7.05%
Coal India	Minerals/Mining	4.69%
Glaxo	Pharmaceuticals	3.87%
Bank of Baroda	Banks	3.21%
ACC	Cement	3.14%
Top 10 Equity Holding		60.98%
Total Equity Holding		99.73%
Net Cash & Cash Equivalent		0.27%
Total		100%

Scheme Performance

Particulars	December 31, 2012 to December 31, 2013	CAGR since inception	Current Value of Standard Investment if ₹10,000 was invested on inception date
IIFL Div. Opp. Fund#-	-6.09%	5.98%	10921
Benchmark*	-7.18%	4.84%	10743
Additional Benchmark**	6.76%	14.68%	12311

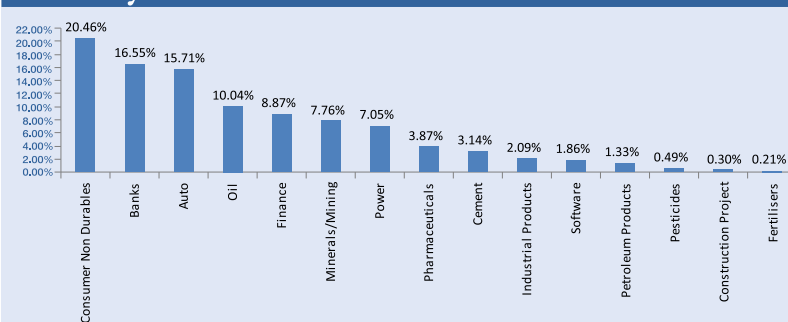
IIFL Dividend Opportunities Index Fund * CNX Dividend Opportunities Index ** CNX Nifty

Past performance may or may not be sustained in future.

As on December 31,2013

Performance is of Regular Plan.

Industry Allocations*



*Industry allocations as per AMFI classifications.

Mutual Fund investments are subject to market risks, read all scheme related documents carefully.

IIFL Dynamic Bond Fund

An Open ended Income Scheme



Low Risk (Blue)



The product is suitable for investors who are seeking:

- Income and long term gains
- Investment in a range of debt and money market instruments of various maturities

(*Investors should consult their financial advisers if in doubt about whether the product is suitable for them.)

Scheme Details

NAV (28-02-2014) :

Regular Plan Growth : ₹ 9.7130

Regular Plan Bonus : ₹ 9.7130

Direct Plan Growth : ₹ 9.7464

Dividend option	Regular Plan	Direct Plan
Monthly	₹ 9.7130	₹ 9.7464
Quarterly	₹ 9.7130	-
Half yearly	₹ 9.7130	₹ 9.7464

Date of allotment : June 24, 2013

Net AUM : ₹ 2411 Lakhs

Dematerialization : D-mat option available

Load Structure :

Entry Load : Nil,

Exit Load : 0.50% if redeemed on or before 6 months otherwise Nil

Exit Load (For SIP): 0.50% for exit (repurchase/switch-out/SWP/STP) on or before 6 months from the date of allotment of each instalment.

Plans offered : Regular Plan and Direct Plan

Options offered (Under each plan) : Dividend, Growth & Bonus

Minimum Application Amount :

₹10,000 and in multiples of ₹100 thereafter. Systematic Investment Plan (SIP) availed.

Monthly option- ₹1000 per month for a minimum period of six months.

Quarterly Option - ₹1500 per quarter for a minimum period of 4 quarters.

Total Expense Ratio :

Regular Plan : 1.40 % p.a.

Direct Plan : 0.90 % p.a.

Asset Allocation :

Debt Market Instruments : 0% - 100%

Money Market Instruments : 0% - 100%

Modified Duration : 5.52 yrs

Average Maturity : 9.86 Yrs

Bloomberg code : IIFDBDB IN

About the Scheme

Objective : The investment objective of the scheme is to generate income and long term gains by investing in a range of debt and money market instruments of various maturities. The scheme will seek to flexibly manage its investment across the maturity spectrum with a view to optimize the risk return proposition for the investors.

Benchmark : CRISIL Composite Bond Fund Index.

Fund Manager : Mr. Rahul Aggarwal

Mr. Rahul Aggarwal, aged 31 years, is a PGDM from IIM Calcutta, B.E. (Computer Science) and Certified FRM (Financial Risk Manager). He has over 8 years of experience including experience in capital markets, especially on fixed income, credit risk, trading and portfolio management.

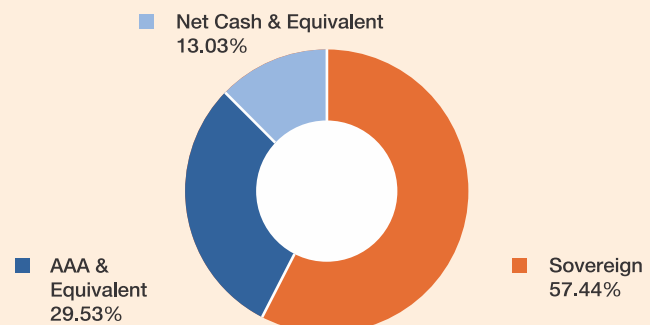
Mr. Aggarwal has been managing the current funds since its inception.

Holding as on February 28, 2014

Government Securities		
GOI 08.28% 21SEP27	SOVEREIGN	57.44%
Non Convertible Debentures		
REC Ltd.	ICRA AAA	19.61%
IDFC Ltd.	ICRA AAA	9.92%
CBLO / Reverse Repo & Net Current Asset		13.03%
Total		100.00%

Performance of the scheme is not published since the scheme has not completed 12 Months.

Rating Profile



Mutual Fund investments are subject to market risks, read all scheme related documents carefully.

IIFL Short Term Income Fund

An Open ended Income Scheme



Low Risk (Blue)



The product is suitable for investors who are seeking:

- Income over short to medium term
- Investments primarily in money market and short term debt instruments.

(*Investors should consult their financial advisors if in doubt about whether the product is suitable for them.)

Scheme Details

NAV (28-02-2014) :

Regular Plan Growth : ₹10.4144

Direct Plan Growth : ₹10.4168

Dividend option	Regular Plan	Direct Plan
Monthly	₹10.1065	-
Quarterly	-	-
Half yearly	₹10.4144	-

Date of allotment : Sept. 20, 2013

Net AUM : ₹ 1760 Lakhs

Dematerialization : D-mat option available

Load Structure :

Entry Load : Nil,

Exit Load : 0.50% if redeemed on or before 3 months otherwise Nil

Exit Load (For SIP): 0.50% for exit (repurchase/switch-out/SWP/STP) on or before 3 months from the date of allotment of each instalment.

Plans offered : Regular Plan and Direct Plan

Options offered (Under each plan) : Dividend, Growth & Bonus

Minimum Application Amount :

₹10,000 and in multiples of ₹100 thereafter. Systematic Investment Plan (SIP) availed.

Monthly option- ₹1000 per month for a minimum period of six months.

Quarterly Option - ₹1500 per quarter for a minimum period of 4 quarters.

Total Expense Ratio :

Regular Plan : 0.50 % p.a.

Direct Plan : 0.45 % p.a.

Asset Allocation :

Money Market & Debt Instruments : 80% - 100% (Maturity <3 Years)

Debt Market Instruments : 0% - 20% (Maturity <5 Years)

Modified Duration : 0.05 yrs

Average Maturity : 0.06 Yrs

Bloomberg code : IIFSTDG IN

About the Scheme

Objective : The investment objective of the scheme is to seek to generate income and capital appreciation through investment in debt instruments and money market instruments and to achieve stable returns over shorter-term investment horizons

Benchmark : CRISIL Composite Bond Fund Index.

Fund Manager : Mr. Rahul Aggarwal

Mr. Rahul Aggarwal, aged 31 years, is a PGDM from IIM Calcutta, B.E. (Computer Science) and Certified FRM (Financial Risk Manager). He has over 8 years of experience including experience in capital markets, especially on fixed income, credit risk, trading and portfolio management.

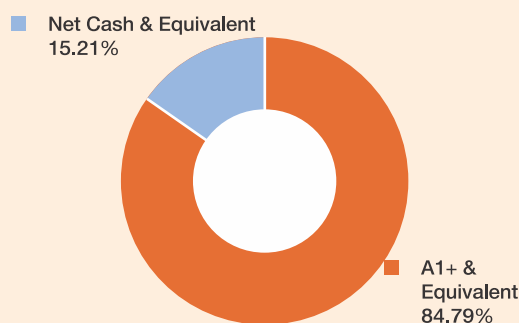
Mr. Aggarwal has been managing the current fund since its inception.

Holdings as on February 28, 2014

Company/Issuer	Rating	%NAV
Certificate of Deposit		
Punjab National Bank	CARE A1+	28.28%
Canara Bank	CRISIL A1+	28.26%
State Bank Of Patiala	ICRA A1+	28.25%
CBLO / Reverse Repo & Net Current Asset		15.21%
Total		100.00%

Performance of the scheme is not published since the scheme has not completed 12 Months.

Rating Profile



Mutual Fund investments are subject to market risks, read all scheme related documents carefully.

IIFL Liquid Fund

An Open-ended Liquid Scheme




Low Risk (Blue)



The product is suitable for investors who are seeking:

- Income over short term horizon
 - Investments in money market and short term debt instruments, with maturity not exceeding 91 days
- (*Investors should consult their financial advisors if in doubt about whether the product is suitable for them.)

Note: Risk is represented in following colours:

 **(BLUE)** investors understand that their principal will be at low risk

 **(YELLOW)** investors understand that their principal will be at medium risk

 **(BROWN)** investors understand that their principal will be at high risk

Scheme Details

NAV (28-02-2014) :

Regular Plan Growth : ₹1023.3918

Direct Plan Growth : ₹1023.5441

Dividend option	Regular Plan	Direct Plan
-----------------	--------------	-------------

Daily Dividend Reinvestment	₹1000.0000	-
-----------------------------	------------	---

Weekly	₹1005.6325	-
--------	------------	---

Fortnightly	₹1007.6228	-
-------------	------------	---

Monthly	₹1010.6246	-
---------	------------	---

Quarterly	-	-
-----------	---	---

Half yearly	-	₹1023.5442
-------------	---	------------

Date of allotment : Nov. 13, 2013

Net AUM : ₹ 2714 Lakhs

Load Structure :

Entry Load : Nil

Exit Load : Nil

Plans offered : Regular Plan and Direct Plan

Options offered (Under each plan) : Growth Option & Dividend Option

Minimum Application Amount :

New Purchase - ₹ 5,000 and in multiples of ₹ 100 thereafter.

Additional purchase - ₹ 1000 and in multiples of ₹ 100 thereafter

Total Expense Ratio :

Regular Plan : 0.25 % p.a.

Direct Plan : 0.20 % p.a.

Asset Allocation :

Money market and debt instruments with residual maturity up to 91days 0% - 100%.

About the Scheme

Investment Objective:

To provide liquidity with reasonable returns in commensuration with low risk through a portfolio of money market and debt securities with residual maturity of up to 91days. However, there can be no assurance that the investment objective of the Scheme will be achieved

Benchmark: CRISIL Liquid Fund Index

Fund Manager: Mr. Rahul Aggarwal

Mr. Rahul Aggarwal, aged 31 years, is a PGDM from IIM Calcutta, B.E. (Computer Science) and Certified FRM (Financial Risk Manager). He has over 8 years of experience including experience in capital markets, especially on fixed income, credit risk, trading and portfolio management.

Mr. Aggarwal has been managing the current fund since its inception.

Holdings as on February 28, 2014

Company/Issuer	Rating	%NAV
CBLO & Net Current Asset		100.00%
Total		100%

Performance of the scheme is not published since the scheme has not completed 12 Months.

Mutual Fund investments are subject to market risks, read all scheme related documents carefully.